

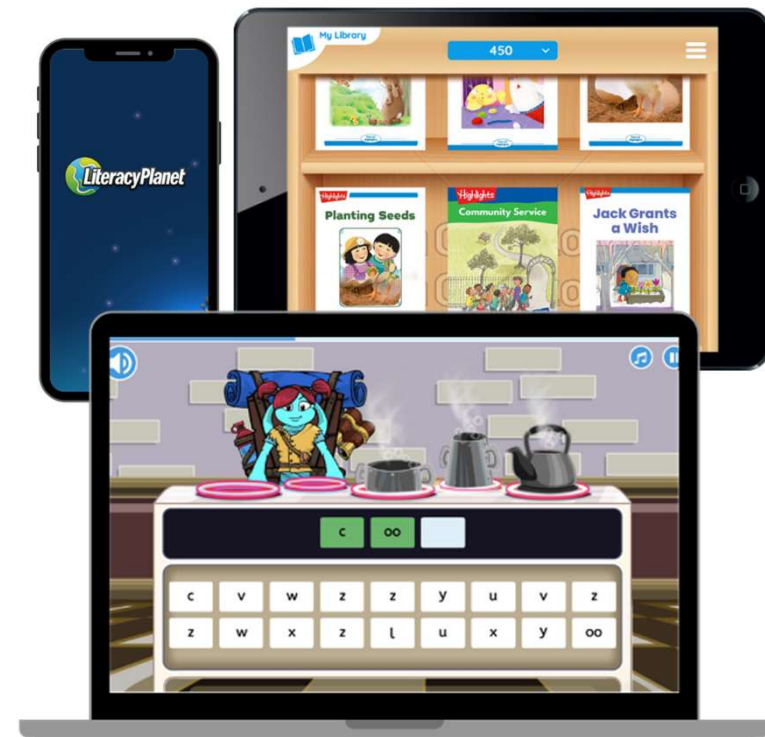


# Helping students master English literacy



## About us

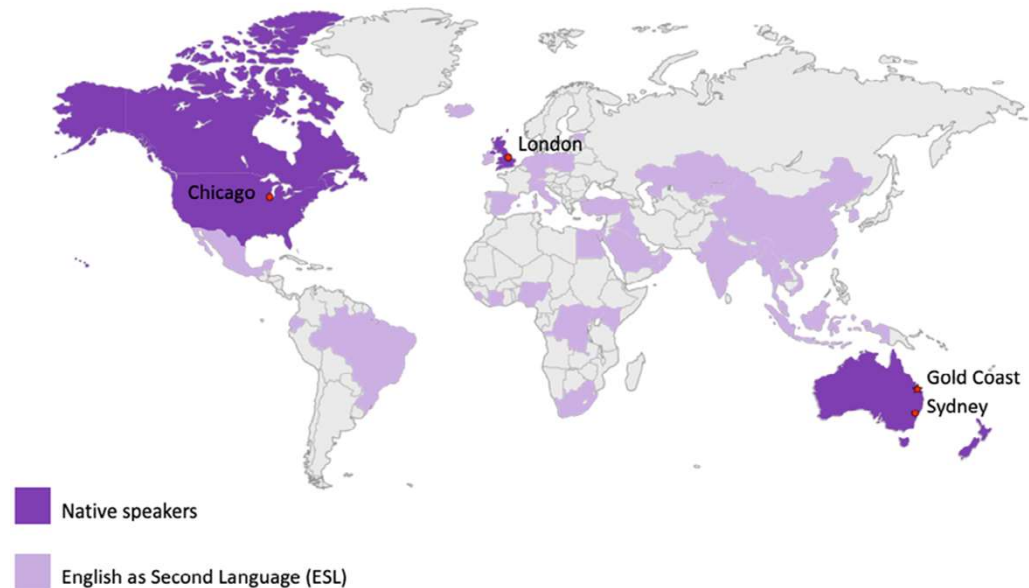
- Award -winning online English literacy resource.
- Aligned to 66 curriculums.
- Caters to K-10+ students.
- Over 10 years experience working with Teachers and schools.
- Thousands of exercises.
- Enhances literacy skills in primary and secondary.
- Time saving for teachers.
- Promotes differentiated and independent learning.





# Our experience

- Over 1 million students in 70+ countries.
- Used by thousands schools, language centres and tutors globally.
- Word Mania competition scales twice / year with thousands of schools provisioned, incl MoE relationships (Saudi)
- Offices in Australia, UK and US.





# Features

## Comprehensive subject coverage



Phonics



Sight words



Spelling



Reading



Comprehension

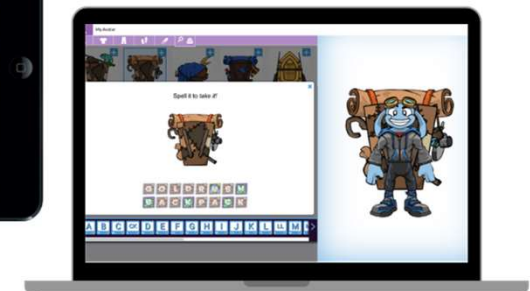
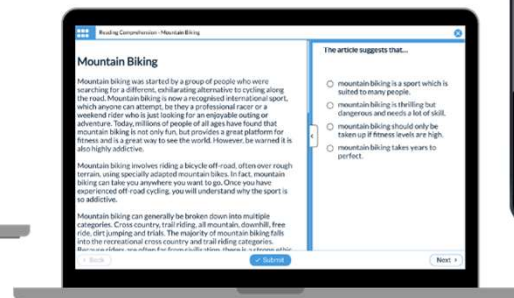
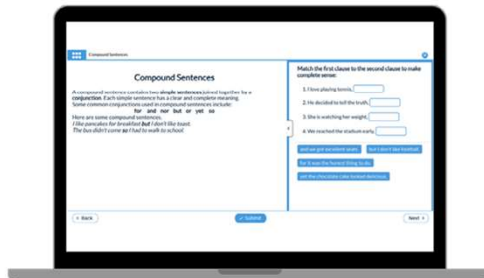



Grammar &  
Punctuation

## Key features

- Comprehensiveness across multiple curriculums
- Multiple use cases
- Highly engaging content, characters and rewards
- Time saving features, including customised spelling activities
- Detailed student reporting to track student improvement
- Ability to localize
- Cloud-based infrastructure

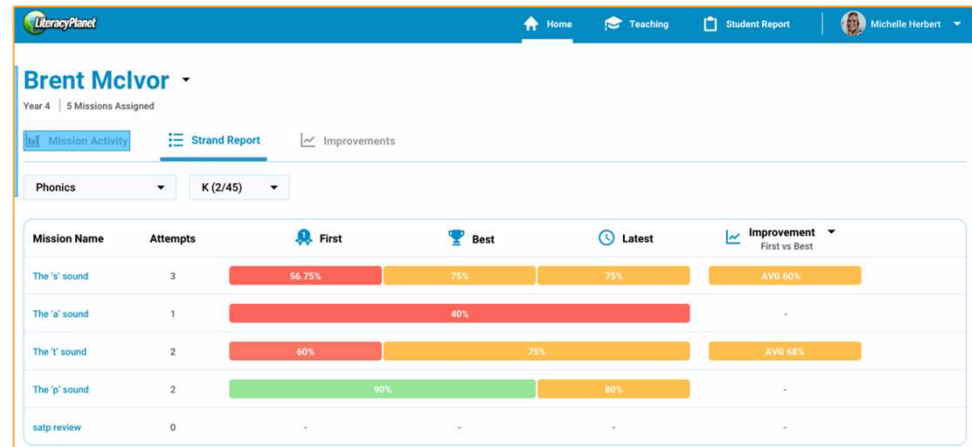
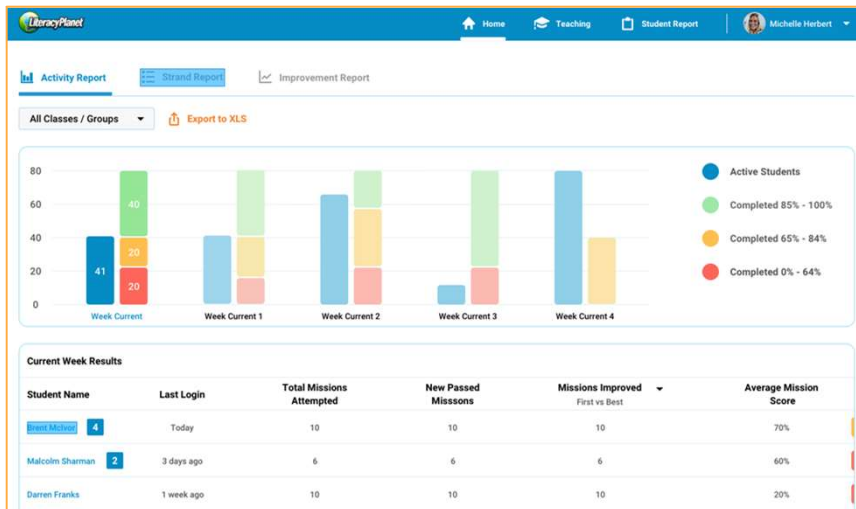
# Program Examples





# Detailed Reporting

- Insights
- Improvement
- Activity
- Class & Student





# Evidence-based learning

PricewaterhouseCoopers research analysis

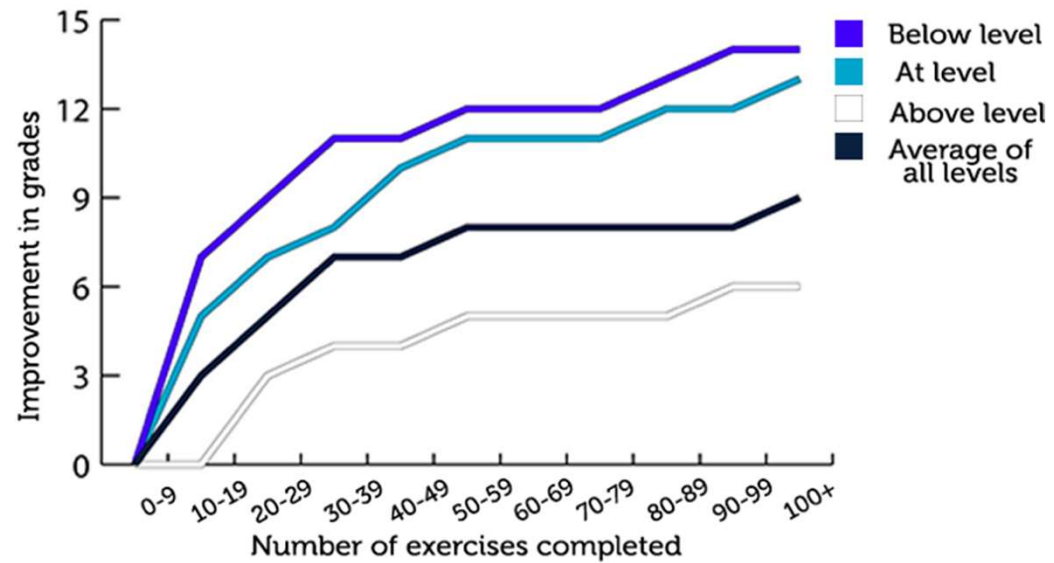




## Findings

PwC research showed that LiteracyPlanet:

- Pushes students ahead of the pack.
- Makes catching up fun and effective.
- Builds a strong foundation in literacy.



**With just 7-10 exercises a week (or just half an hour of usage).**

# Supporting students & educators online

## CHECKLIST

### How parents can support student learning at home

#### 1 Routine:

Having a routine for completing learning tasks is essential. By setting up a regular place for students to work, and a set time in which they will complete activities, it removes the stress around telling them it's time to start. As much as possible, keep to the set times that your child is used to in school, including breaks. If it can become a habit, kids can get themselves in the correct mindset to complete their work.

#### 2 Break it down:

Sometimes learning activities can seem overwhelming. From spelling lists to major research assignments, the idea of sitting down and getting started on a whole project can be daunting for a lot of kids. To avoid this, break the task down into smaller sections to be completed each day. This way, the tasks become much more manageable and less likely to cause worry.

#### 3 Preparation:

Before your child begins their lessons, it is important that children are ready to work as efficiently as possible. Ensure they have eaten something nutritious, like a healthy breakfast, and have had plenty of water. Nothing will stop a child wanting to work as an empty belly! It is also important to have the workspace ready with all the necessary equipment and all possible distractions removed.

#### 4 Take a break:

Studies have shown that people (not just children) have difficulty concentrating for longer than around 45 minutes at a time. Ensure kids have a short break after this amount of time to step away from their task and do something else before coming back to their work refreshed.

#### 5 Don't be afraid to ask for help:

Your child's teacher should still be available at this time. They are a valuable resource, so make sure you're reaching out for help where you need it. Also, remember that many parents will be doing the same, so be mindful of requesting very quick replies or multiple questions over the day – try to compile a list of questions throughout the day and check in with your teacher at the end.

## CHECKLIST

### How prepared is your school for COVID-19?

#### 1 Be safe and be informed.

- Get information from reputable websites like WHO ([World Health Organization](http://www.who.int/emergencies/diseases/novel-coronavirus-2019)) on the latest updates so you are equipped with accurate information about the virus.
- Keep informed about the situation from your local government and education department.
- Establish and share the latest health/hygiene tips from WHO ([World Health Organization](http://www.who.int/emergencies/diseases/novel-coronavirus-2019)).

#### 2 Set up a communication plan.

- Ensure all contact details (like phone numbers and email addresses) of parents, staff, students and emergency contacts are up to date.
- Ensure all staff has everything they need at their homes if they were to work from home suddenly.
- Establish communication channels for staff to share information with each other and with students/parents.
- Reassure the parents that there is a plan in place for all situations and that the school is aware and prepared about the virus.
- Ensure your IT systems and support are available and easily accessible for all students, teachers, and parents.

#### 3 Education plan.

- Ensure there is an 'at home' education plan for students, so when there is a sudden closure, students can continue most of their school activities from home and are well-prepped on how to do that.
- Ensure the school has the tools in place for educators to assign homework to their students with a clear indication of the time it should take.
- Ensure all educators at the school feel confident in using the tools to assign said homework from home. If not, provide training options and work with your digital education providers to help with this. These programs can help you build lesson plans to assign to your students to keep them engaged and learning.
- If you don't have digital education programs, there are many providing support and tailored packages to help you through this period.
- Make sure all educators are able to monitor the student progress from home.

## Other items

- Lesson Plans
- Webinars
- Online training
- Parent & Teacher guides
- Checklists to consider



# Find out more

[literacyplanet.com](http://literacyplanet.com)

[hello@literacyplanet.com](mailto:hello@literacyplanet.com)

